




SFHS Inaugural Meeting

1. Please provide feedback on the February 25th meeting by recording YOUR impression of the following...									
	Very Favorable	Favorable	Average	Unfavorable	Very Unfavorable	Did not attend	Rating Average	Response Count	
Your interest in the topic presented (Biogenic porosity of the Biscayne Aquifer)	52.2% (12)	8.7% (2)	13.0% (3)	0.0% (0)	0.0% (0)	26.1% (6)	1.00		
Opportunities for professional networking	45.0% (9)	25.0% (5)	5.0% (1)	0.0% (0)	0.0% (0)	25.0% (5)	1.00		
Location (Azteca Real restaurant)	4.8% (1)	19.0% (4)	33.3% (7)	9.5% (2)	4.8% (1)	28.6% (6)	1.00		
Meeting start time	10.0% (2)	30.0% (6)	20.0% (4)	10.0% (2)	5.0% (1)	25.0% (5)	1.00		
	answered question								
	skipped question								

2. Where would YOU prefer to hold future meetings?					
	Very convenient	Not convenient, but would attend	Would not attend if held here	Rating Average	Response Count
North Palm Beach County	35.0% (7)	25.0% (5)	40.0% (8)	1.00	20
Central Palm Beach County	52.4% (11)	23.8% (5)	23.8% (5)	1.00	21
South Palm Beach County	28.6% (6)	57.1% (12)	14.3% (3)	1.00	21
North Broward County	23.8% (5)	71.4% (15)	4.8% (1)	1.00	21
Central Broward County	27.3% (6)	59.1% (13)	13.6% (3)	1.00	22
South Broward County	21.1% (4)	57.9% (11)	21.1% (4)	1.00	19
North Miami-Dade County	25.0% (5)	45.0% (9)	30.0% (6)	1.00	20
Central Miami-Dade County	25.0% (5)	20.0% (4)	55.0% (11)	1.00	20
South Miami Dade County	28.6% (6)	9.5% (2)	61.9% (13)	1.00	21
	answered question				23
	skipped question				0

3. If you know of any potential meeting sites (or would be interested in hosting a meeting), please let us know. Provide as much information as possible.

		Response Percent	Response Count
Alternative site 1		100.0%	7
Alternative site 2		57.1%	4
Alternative site 3		28.6%	2
		<i>answered question</i>	7
		<i>skipped question</i>	16



4. What day of the week would YOU prefer to have meetings?




	1st choice	2nd choice	3rd choice	4th choice	5th choice	Rating Average	Response Count	
Monday	15.8% (3)	15.8% (3)	21.1% (4)	26.3% (5)	21.1% (4)	1.00	19	
Tuesday	33.3% (6)	22.2% (4)	22.2% (4)	22.2% (4)	0.0% (0)	1.00	18	
Wednesday	25.0% (5)	30.0% (6)	30.0% (6)	10.0% (2)	5.0% (1)	1.00	20	
Thursday	26.3% (5)	26.3% (5)	21.1% (4)	21.1% (4)	5.3% (1)	1.00	19	
Friday	14.3% (3)	9.5% (2)	4.8% (1)	19.0% (4)	52.4% (11)	1.00	21	
							<i>answered question</i>	22
							<i>skipped question</i>	1

5. What time should the meetings start?						
	This is the best time for me	Would probably attend	Would probably not attend	Would definitely not attend if held at this time	Rating Average	Response Count
During working hours	28.6% (6)	23.8% (5)	23.8% (5)	23.8% (5)	1.00	21
5:00 PM	20.0% (4)	55.0% (11)	20.0% (4)	5.0% (1)	1.00	20
5:30 PM	25.0% (5)	60.0% (12)	10.0% (2)	5.0% (1)	1.00	20
6:00 PM	38.1% (8)	38.1% (8)	23.8% (5)	0.0% (0)	1.00	21
6:30 PM	28.6% (6)	52.4% (11)	9.5% (2)	9.5% (2)	1.00	21
7:00 PM	21.1% (4)	36.8% (7)	31.6% (6)	10.5% (2)	1.00	19
	answered question					23
	skipped question					0









6. What types of topics would you like to see at future meetings?						
	High interest, would definitely attend	Medium interest, would attend if convenient	Low interest, probably wouldn't attend	No interest, would not attend	Rating Average	Response Count
Aquifer storage and recovery (ASR)	71.4% (15)	28.6% (6)	0.0% (0)	0.0% (0)	1.00	21
Deep well injection	69.6% (16)	26.1% (6)	0.0% (0)	4.3% (1)	1.00	23
Artificial recharge	77.3% (17)	22.7% (5)	0.0% (0)	0.0% (0)	1.00	22
Saltwater intrusion	81.8% (18)	18.2% (4)	0.0% (0)	0.0% (0)	1.00	22
Reclaimed water issues	77.3% (17)	13.6% (3)	9.1% (2)	0.0% (0)	1.00	22
Everglades restoration	72.7% (16)	22.7% (5)	4.5% (1)	0.0% (0)	1.00	22
Biscayne Bay topic	57.1% (12)	38.1% (8)	4.8% (1)	0.0% (0)	1.00	21
Groundwater modeling	81.8% (18)	18.2% (4)	0.0% (0)	0.0% (0)	1.00	22
Surface water modeling	63.6% (14)	22.7% (5)	13.6% (3)	0.0% (0)	1.00	22
Emerging contaminants	68.2% (15)	31.8% (7)	0.0% (0)	0.0% (0)	1.00	22
SFWMD water use permitting update	50.0% (11)	22.7% (5)	22.7% (5)	4.5% (1)	1.00	22
Agricultural topic	36.4% (8)	36.4% (8)	22.7% (5)	4.5% (1)	1.00	22

	<i>answered question</i>	23
	<i>skipped question</i>	0




7. Please provide some input on future presentations				
			Response Percent	Response Count
Topics that the SFHS should consider covering			66.7%	6
Do you have a topic that YOU would like to present? If so, please provide a brief description.			55.6%	5
		<i>answered question</i>		9
		<i>skipped question</i>		14

8. How did you hear about the South Florida Hydrologic Society?				
			Response Percent	Response Count
Direct email			60.9%	14
Co-worker			34.8%	8
Other			13.0%	3
		<i>answered question</i>		23
		<i>skipped question</i>		0

9. Please tell us about your employer.

		Response Percent	Response Count
Student		4.5%	1
University		9.1%	2
Local Government		0.0%	0
County Government		4.5%	1
State Government		4.5%	1
Federal Government		27.3%	6
SFWMD		22.7%	5
Consultant		22.7%	5
Retired		0.0%	0
Self-employed		4.5%	1
		<i>answered question</i>	22
		<i>skipped question</i>	1

10. What is your educational background?

		Response Percent	Response Count
High school		0.0%	0
Bachelor's degree		18.2%	4
Master's degree		59.1%	13
Doctoral degree		22.7%	5
		<i>answered question</i>	22
		<i>skipped question</i>	1

11. We would like to post a list of members on our web site. If you would like to be listed, please enter your name and affiliation (employer, school, etc.) Please use the format: Firstname Lastname, Affiliation. Example: Ali Gator, SFWMD

		Response Count
		21
	<i>answered question</i>	21
	<i>skipped question</i>	2